



Second Round of Point-in-Time Homelessness Counts in Belgium

FEANTSA Conference 13th September 2024

Nana Mertens, Evelien Demaerschalk
prof. dr. Koen Hermans



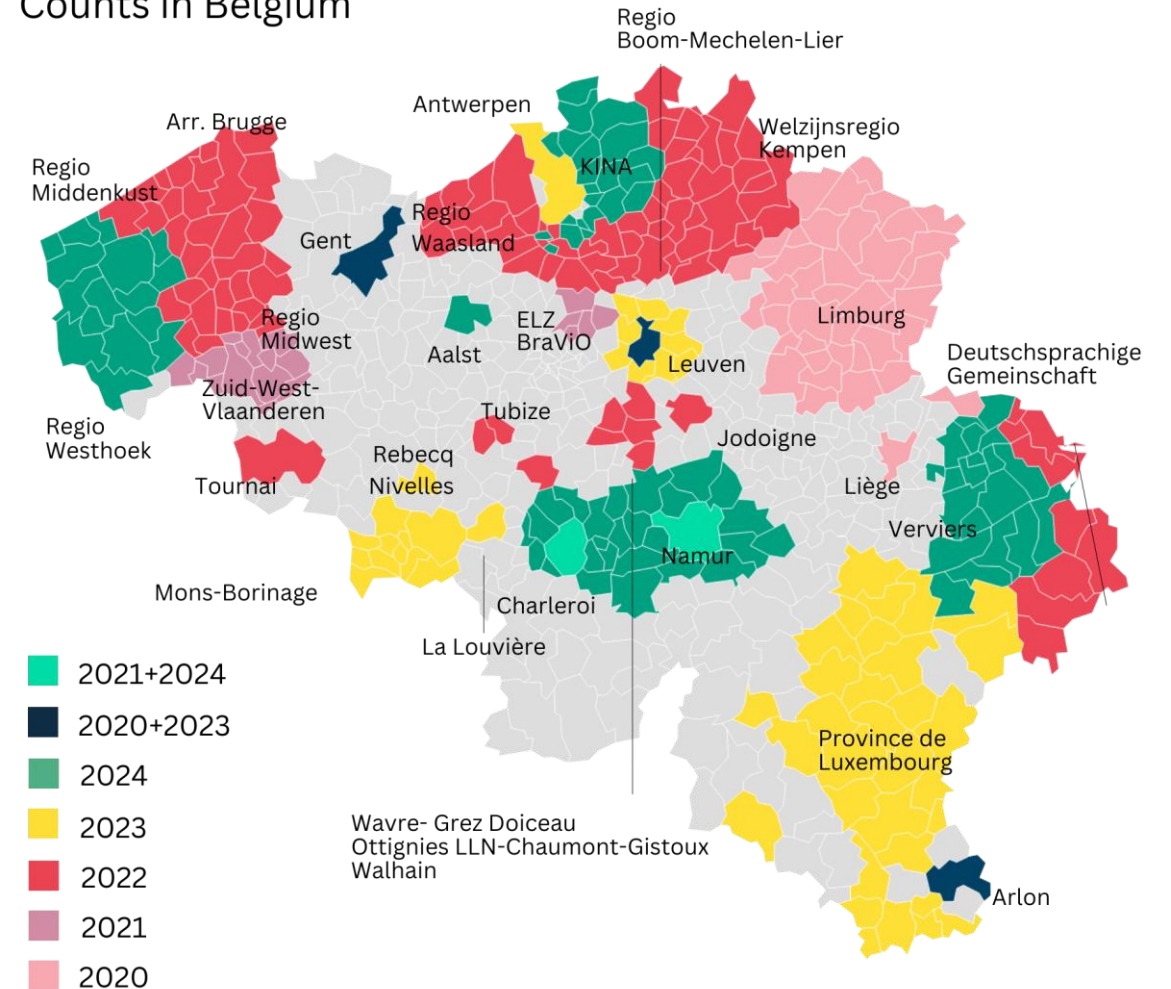
Extended service-based homelessness counts in Belgium

Point-in-time count

October 2020-2024

→ **extent + profile characteristics**

Homelessness Counts in Belgium

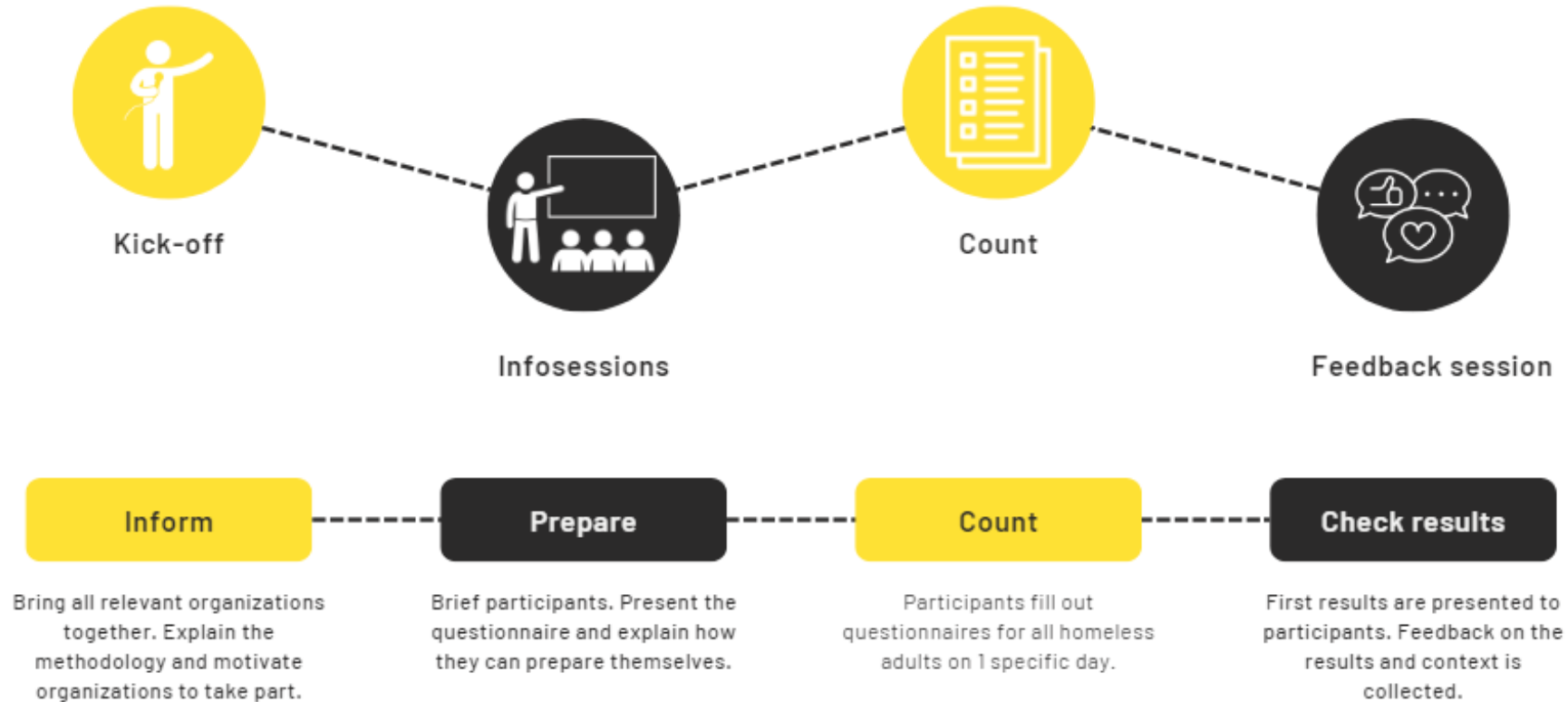


ETHOS LIGHT

	OPERATIONAL CATEGORY	DEFINITION/LIVING SITUATION
1	LIVING ROUGH	Public spaces/public accessible places
2	EMERGENCY ACCOMMODATION	Overnight shelters
3	ACCOMMODATION FOR PEH	Temporary accommodation for PEH
4	IN INSTITUTION	Health care institutions, penal institutions
5	NON-CONVENTIONAL DWELLING	Unsuitable shelter, accommodation not fit for habitation and insecure housing
6	WITH FAMILY/FRIENDS	Accommodation used due to lack of housing, not the person's usual place of residence
+	THREATENED BY EVICTION	Leaving within 1 month

LOCAL ORGANISATION	EXAMPLES
Services for PEH	<ul style="list-style-type: none"> • Night shelters • Emergency shelters • Women shelter • Temporary housing solutions • Outreach services • Mobile health teams,...
Public social services	<ul style="list-style-type: none"> • Public welfare centers • General welfare centers • Social work from health insurance • Community health centers,....
Institutions	<ul style="list-style-type: none"> • General hospital, mental health hospital • Youth care organisation • Prison and justice related facilities • Facility for people with disabilities • Reception centers for asylum seekers • Addiction/rehabilitation centers
Railway and police	<ul style="list-style-type: none"> • Local/regional police • Railway • Public transport
Low threshold services	<ul style="list-style-type: none"> • Drop-in centers • Social restaurants • Community initiatives • Volunteer programs providing food/basic amenities •
Housing agencies	<ul style="list-style-type: none"> • Social housing companies

TIMELINE



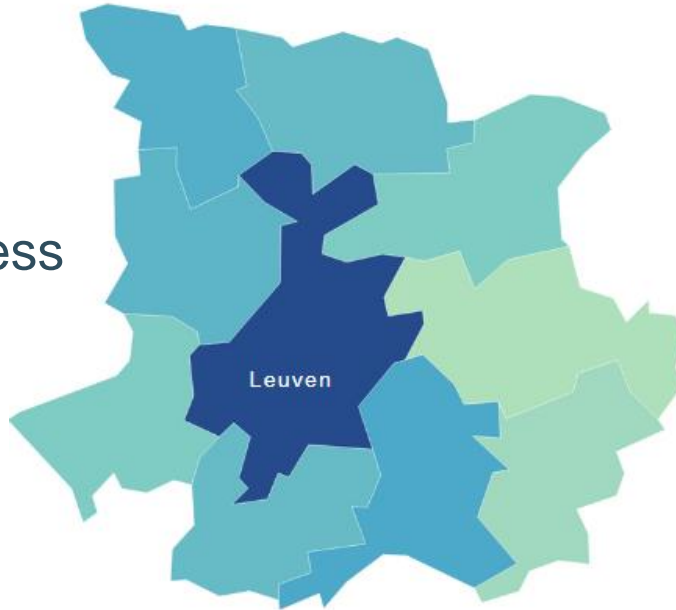
City of Ghent

- 269.191 inhabitants
- Point-in-time homelessness counts
 - 30th of October 2020
 - 20th of October 2023



City of Leuven

- 104.009 inhabitants
- Point-in-time homelessness counts
 - 21th of February 2020
City of Leuven
 - 20th of October 2023
City of Leuven + 9 surrounding municipalities

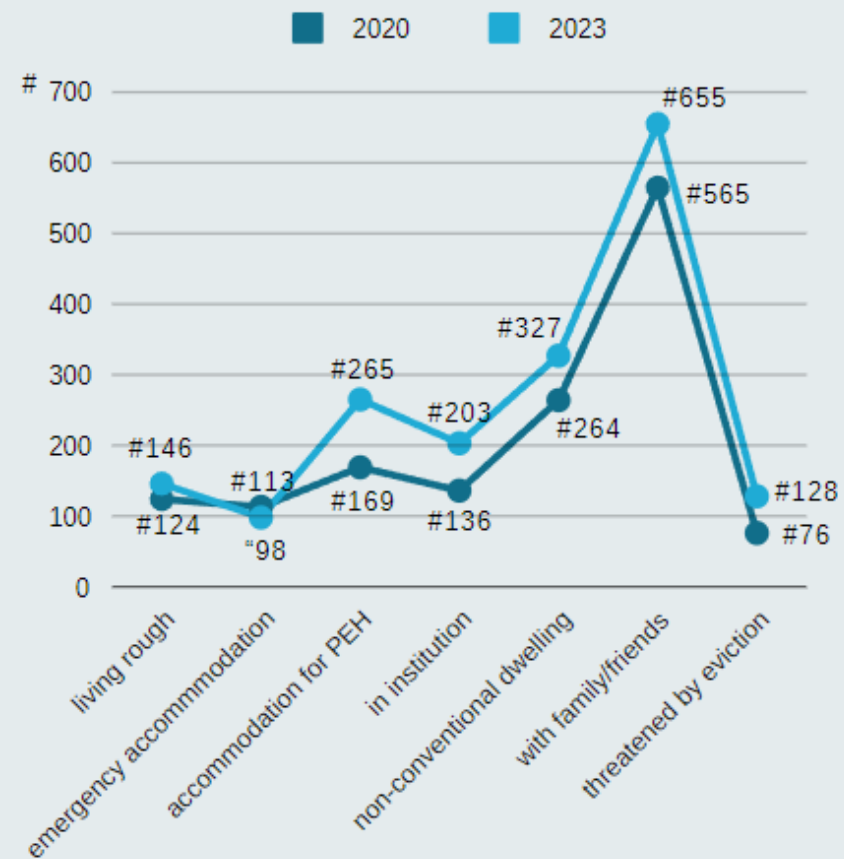
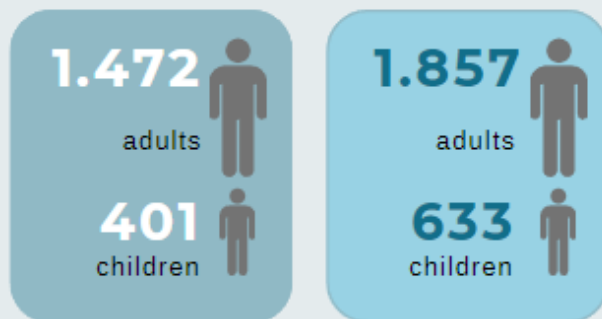


General remarks

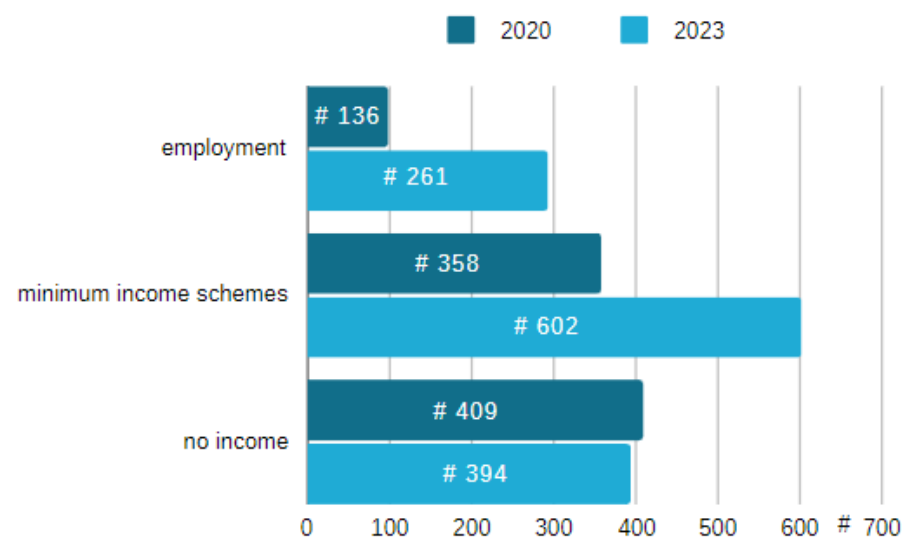
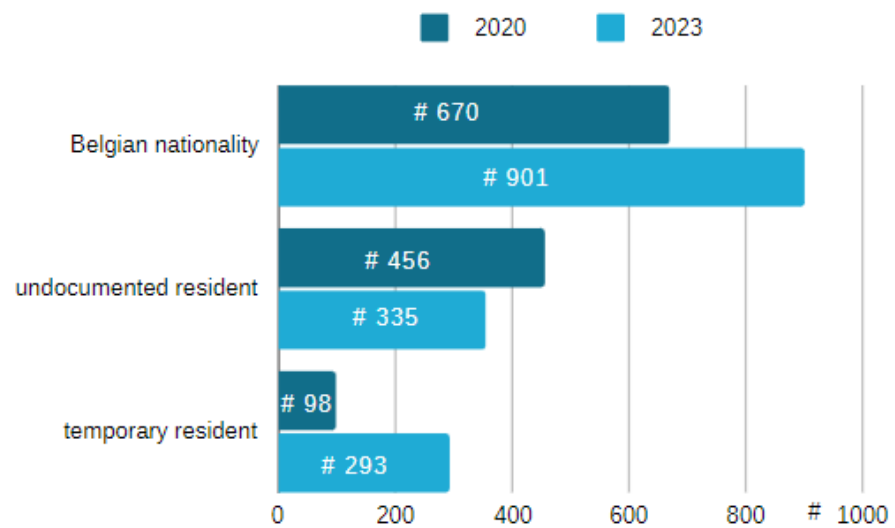
- Point-in-time versus the **dynamism** of homelessness
- Services more **familiar** with method of the count + **more participating** services
- **Local contexts**
 - City of Ghent
 - e.g. COVID-19 pandemic October 2020
 - City of Leuven
 - e.g. social housing squats eviction;
winter shelter open in February 2020, closed in
October 2023



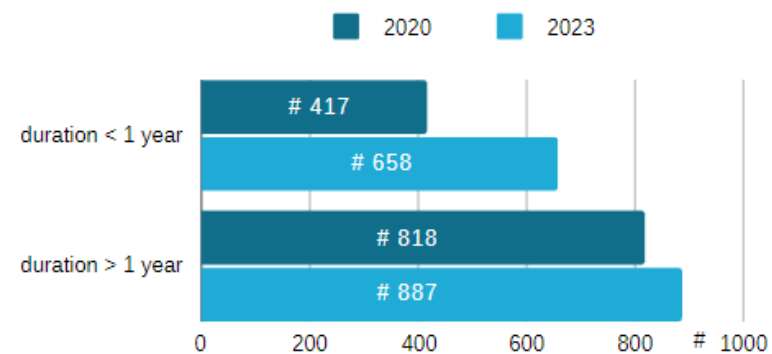
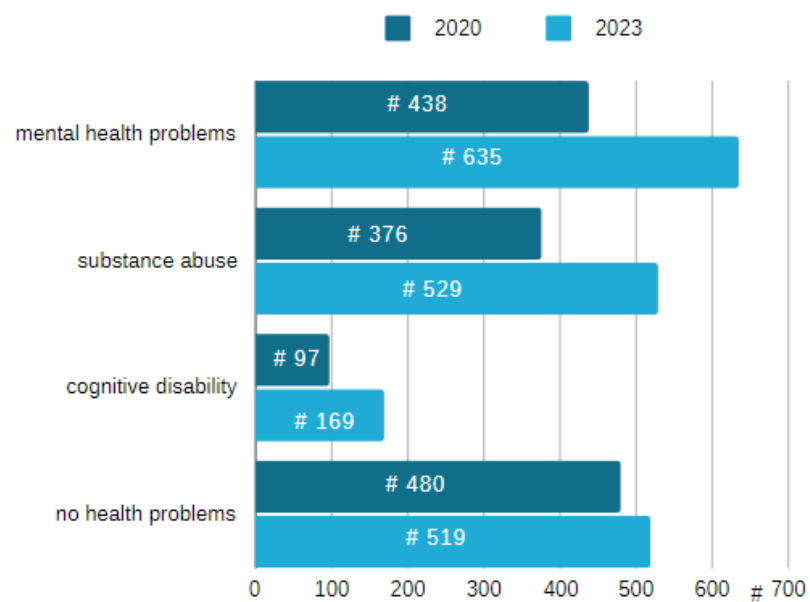
City of Ghent 2020-2023



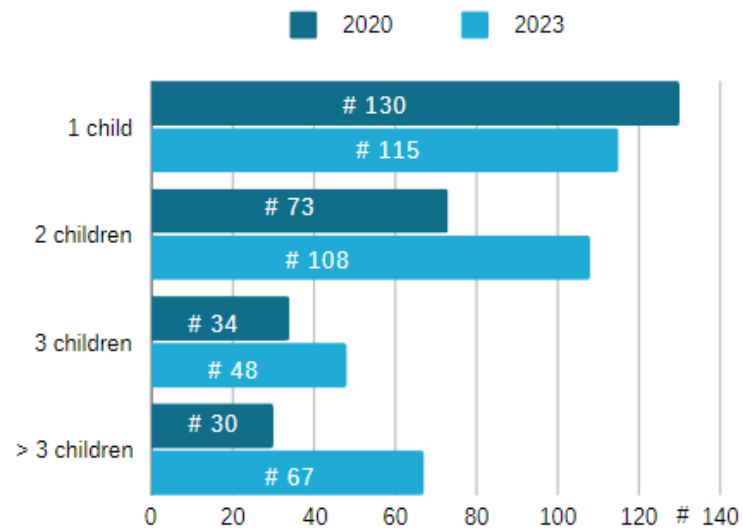
City of Ghent 2020-2023



City of Ghent 2020-2023



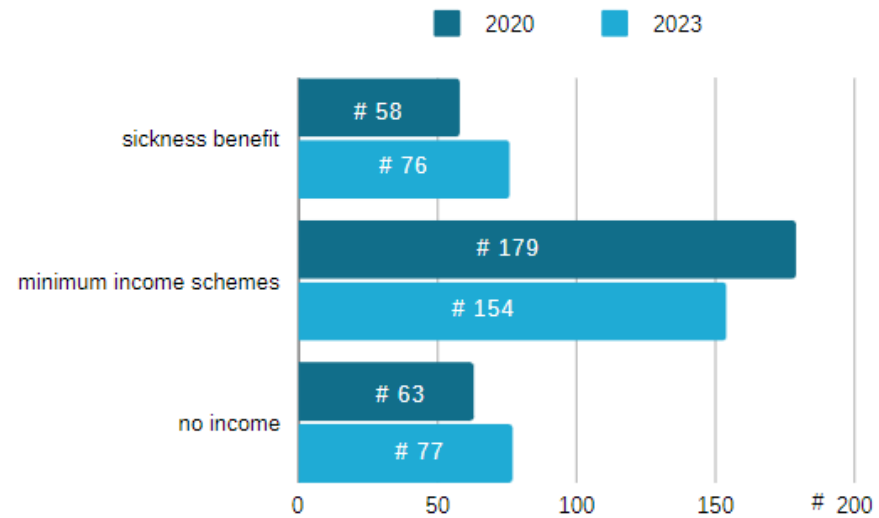
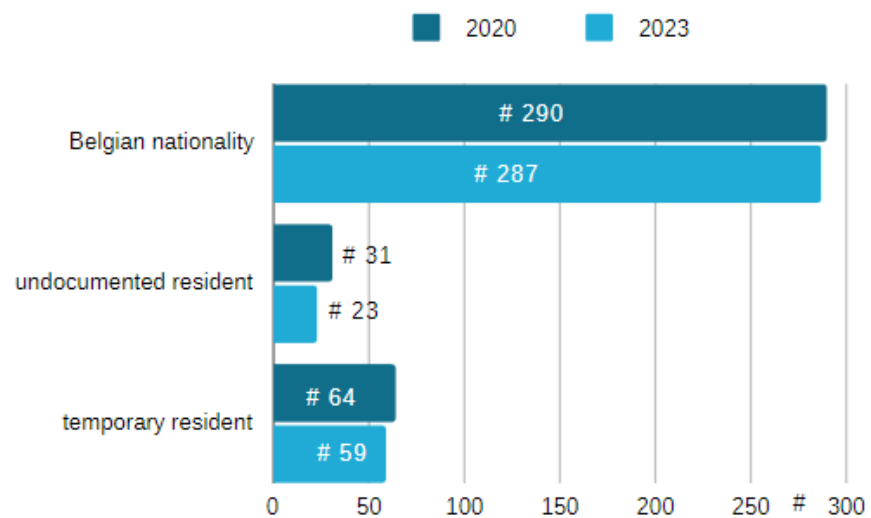
City of Ghent 2020-2023



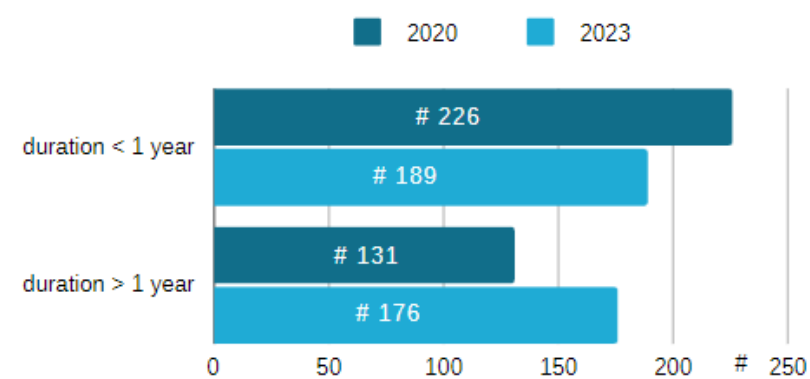
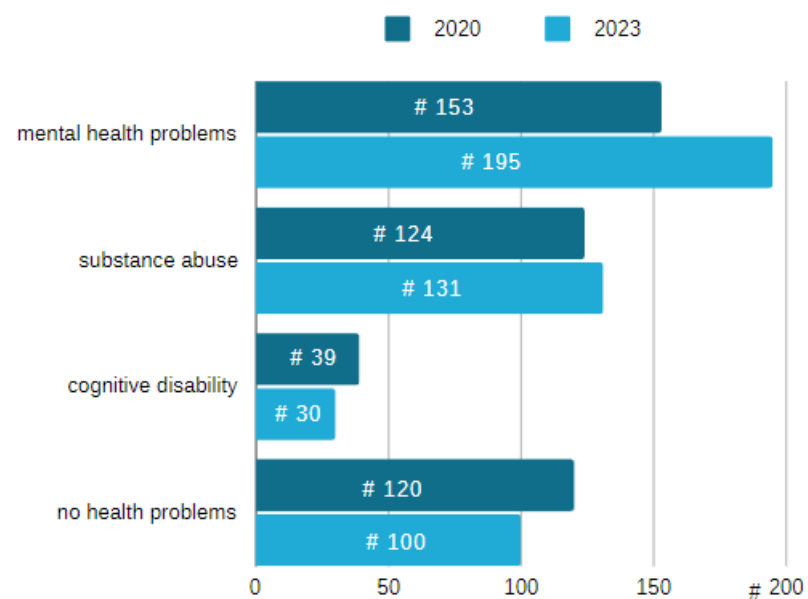
City of Leuven 2020-2023



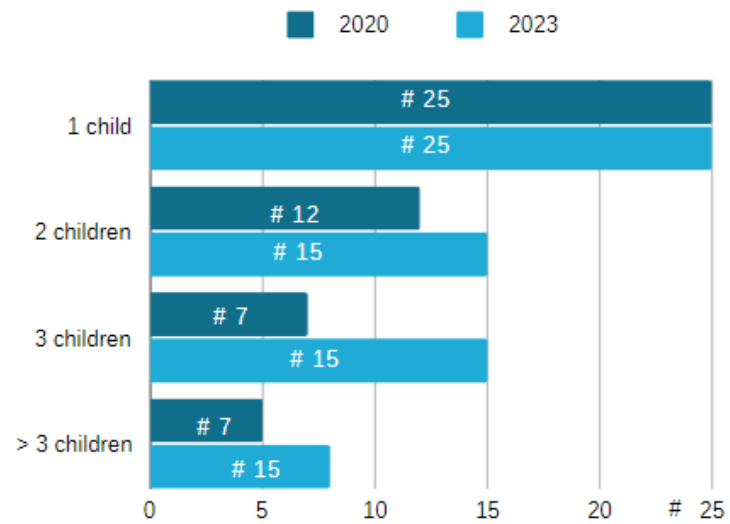
City of Leuven 2020-2023



City of Leuven 2020-2023



City of Leuven 2020-2023



Some lessons learned

- Impact of **local events**
- Point-in-time count \rightarrow **evolutions**; identifying 'flow' of PEH
- **Diversity** of population
- **Interaction** with policy makers: expectations second count
- **Feedback** from policy makers and services: results interpretation

Questions and feedback

Nana Mertens nana.mertens@kuleuven.be

Evelien Demaerschalk evelien.demaerschalk@kuleuven.be

prof. dr. Koen Hermans koen.hermans@kuleuven.be



Service de lutte contre la pauvreté,
la précarité et l'exclusion sociale

Steunpunt tot bestrijding van armoede,
bestaansonzekerheid en sociale uitsluiting

Dienst zur Bekämpfung von Armut, prekären
Lebensumständen und sozialer Ausgrenzung